

This article was downloaded by: [Bryan-Kinns, Nick]

On: 7 December 2009

Access details: Access Details: [subscription number 917406211]

Publisher Taylor & Francis

Informa Ltd Registered in England and Wales Registered Number: 1072954 Registered office: Mortimer House, 37-41 Mortimer Street, London W1T 3JH, UK



## Behaviour & Information Technology

Publication details, including instructions for authors and subscription information:

<http://www.informaworld.com/smpp/title~content=t713736316>

### Identifying mutual engagement

Nick Bryan-Kinns <sup>a</sup>; Fraser Hamilton <sup>b</sup>

<sup>a</sup> Queen Mary University of London, School of Electronic Engineering and Computer Science, Centre for Digital Music, Mile End, London, UK <sup>b</sup> Fraser Hamilton Consulting Ltd, London, UK

First published on: 03 December 2009

**To cite this Article** Bryan-Kinns, Nick and Hamilton, Fraser(2009) 'Identifying mutual engagement', Behaviour & Information Technology,, First published on: 03 December 2009 (iFirst)

**To link to this Article:** DOI: 10.1080/01449290903377103

**URL:** <http://dx.doi.org/10.1080/01449290903377103>

PLEASE SCROLL DOWN FOR ARTICLE

Full terms and conditions of use: <http://www.informaworld.com/terms-and-conditions-of-access.pdf>

This article may be used for research, teaching and private study purposes. Any substantial or systematic reproduction, re-distribution, re-selling, loan or sub-licensing, systematic supply or distribution in any form to anyone is expressly forbidden.

The publisher does not give any warranty express or implied or make any representation that the contents will be complete or accurate or up to date. The accuracy of any instructions, formulae and drug doses should be independently verified with primary sources. The publisher shall not be liable for any loss, actions, claims, proceedings, demand or costs or damages whatsoever or howsoever caused arising directly or indirectly in connection with or arising out of the use of this material.

## Identifying mutual engagement

Nick Bryan-Kinns<sup>a\*</sup> and Fraser Hamilton<sup>b</sup>

<sup>a</sup>Queen Mary University of London, School of Electronic Engineering and Computer Science, Centre for Digital Music, Mile End, London E1 4NS, UK; <sup>b</sup>Fraser Hamilton Consulting Ltd, London, UK

(Received 1 December 2008; final version received 26 September 2009)

Mutual engagement occurs when people creatively spark together and enter a state of group flow. We present a characterisation of mutually engaging interaction, discuss design features which contribute to mutually engaging interactions, and identify a set of measures for identifying mutual engagement in collaboration. A collaborative music editor's interface features are systematically manipulated in an empirical study of their effect on mutual engagement. The results of the study show that providing shared annotation mechanisms and awareness of identity of others significantly increases mutually engaging interaction.

**Keywords:** mutual engagement; collaboration; design; evaluation; musical interface

### 1. Introduction

We are fundamentally social creatures, yet until recently, research into the role of technology in collaboration has focused on task oriented interaction. For example, research into human–computer interaction has moved from studying office centric tasks of individuals to a focus on social and entertainment uses of computers (cf. Blythe *et al.* 2003). Similarly, research on the role of technology in collaboration has moved beyond the workplace in the last decade. For instance, Johnson and Hyde (2003) explored the collaborative work involved in solving a jigsaw puzzle. Similarly, in a recent special issue of the Computer Supported Collaborative Work (CSCW) journal there were investigations of non-‘work’ oriented collaborative activities such as collaborative and mobile gaming (e.g. Crabtree *et al.* 2007, Sall and Grinter 2007), social coordination (e.g. Schiano *et al.* 2007), and the playful use of entertainment technologies in social situations such as trips to the zoo (O’Hara *et al.* 2007). Research has also diversified into collaborative virtual environments (e.g. Benford *et al.* 1995) where emphasis was placed on the role of embodiment in online experiences. The fruits of such research can be seen in contemporary popular online applications such as SecondLife which include full body avatars, awareness and presence mechanisms, and a variety of facial and gestural information. Interestingly, SecondLife is now itself the subject of study of collaborative work and mechanisms for supporting collaborative work (De Lucia *et al.* 2008). With these developments, the

boundary between collaborative work and social interaction becomes blurred. Ijsselstein *et al.* (2003) provide a clarification of this boundary by distinguishing goal oriented from social and emotional oriented communication purposes. In their view CSCW informs design of support for the former, and research on connectedness informs design for the latter. However, current CSCW research points to a more porous and ill-defined boundary where work and social interaction overlap. This article focuses on understanding design and evaluation in this little explored boundary space where collaborative activities are typically open-ended, social and creative.

CSCW Research has also been used to inform the design of systems to support the collaborative artistic process such as WebStorm (Costa *et al.* 2007) which allows users to connect concepts and imagery across the web. Conversely, systems have been designed to support the collaborative process in music making (see Blaine and Fels (2003) for a review), but these have typically not drawn on understandings of collaboration to inform their design, focusing rather on design of the musical production interfaces and issues such as complexity and expressivity.

In this article, we loosely use the term CSCW to refer to all research into the role of technology in collaboration. We explore the use of CSCW user interface design features to inform the design and evaluation of a collaborative music system which aims to provide a mutually engaging collaborative experience. In particular, we focus on two key established design features: *awareness of identity*, and the role of

---

\*Corresponding author. Email: nickbk@dcs.qmul.ac.uk

supplementary (non-task) *communication channels*. In previous CSCW research, evaluations of such design features have primarily focused on the efficiency of interaction and collaboration, for example, examining what makes group work faster, logistically less complex, or less error-prone. We build on this to focus on the engagement between participants – the quality of the interaction between participants rather than the usability hurdles they need to overcome to collaborate.

## 2. Music making

Music is a basic form of human expression found in all cultures. It can be both a cultural expression and a result of personal creativity. It conveys emotion, and transports us to different times and places. It is both public and private. Music making is frequently social and collaborative in nature (cf. Tilton 1996) yet there has been very little research on the topic in the CSCW literature. Trying to differentiate between the composition of music, its performance, and improvisation is problematic (cf. Bowers 2002). For the purposes of this article, we consider music making as the act of a group of participants producing musical responses commensurate to the situation (a looser definition than Blum's characterisation of group music improvisation, 1998).

Like face-to-face conversation, collaborative improvisation is traditionally co-present and multimodal, combining musical signals with verbal and visual cues. However, it has distinctive characteristics as a form of collaborative interaction. In particular, it is more strongly oriented toward:

- Mutual-engagement and aesthetic satisfaction rather than information exchange and task completion.
- Concurrent rather than sequential organisation of contributions.
- Creativity and innovation with a resultant open-ended set of goals.
- Collaboration in which the process of interaction is itself a product for consumption by others within and outside the collaboration.
- Self-efficacy where perceived mastery of musical production mechanisms positively contributes to the experience.

These properties make musical collaboration uniquely interesting as a basic form of human interaction which has received little attention in CSCW literature, but which highlights generic issues such as engagement, innovation, and ensemble organisation that are important in a variety of collaborative contexts, e.g. community development, team games, and

brainstorming. Thus, understanding music making as an instance of collaboration could inform the design of products and services that support a wider range of collaborative situations. Also, it is worth noting that far from being a niche activity, music making, production and enjoyment are a key part of the Creative Industries which contribute significantly to national revenues. For instance, the United Kingdom government recently stated that 'within the UK, the Creative Industries sector contributes over 6.4% of UK Gross Value Added and is growing at a faster rate than the economy as a whole' (Technology Strategy Board 2009).

Most musical devices do not explicitly support collaboration between participants, instead relying on physical proximity or other visual channels to convey coordinating information. Some notable exceptions are novel instruments such as squeezables (Weinberg and Gan 2001), Jam-o-drum (Blaine and Perkis 2000) and the tooka (Fels and Vogt 2002) which are physically shared musical instruments. The design of these instruments is often informed by understandings of the nature of music performance and improvisation such as call and response patterns of interaction where one musician plays a musical motif which is then repeated by another member of the musical group. Research such as FMOL (Jordá 2002) and WebDrum (Burk 2000) have begun to explore the collaborative and communicative requirements for group improvisation in geographically remote locations. This typically involves developing a shared visualisation of the music being produced and some communication support such as a text chat tool. See Blaine and Fels (2003) for a survey of the area of collaborative musical experiences, and Jordá (2005) and Barbosa (2003) for a survey of multi-user instruments.

Research communities exploring new forms of interactive support for music making such as NIME (New Interfaces for Musical Expression; Poupyrev *et al.* 2001) have conducted very little research into the evaluation of the interactive elements of the systems they develop (Fels 2004), let alone the collaborative aspects (cf. Barbosa 2003, Stowell *et al.* 2009) of these systems. For example, whilst Wanderley and Orio (2002) provide a much needed critique of HCI methods applicable to NIME, they reduce the evaluation to maximally simple tasks of controlling parameters on sound production rather than evaluating how expressive (cf. Dobrian and Koppelman 2006) or engaging the experience is. The predominant form of evaluation in the field of creating new musical interfaces is introspective reflection on the idiosyncratic system. Moreover these new systems are typically only ever used (and possibly usable) by their creator. Such a paucity of understanding of design and evaluation of

interactive music systems presents a great opportunity to explore existing understandings of design for collaboration from the CSCW literature in an under explored field. Moreover, the focus on aesthetics and engagement inherent in music making provides a new lens through which to observe collaboration and identify collaborative success.

### 3. Mutual engagement

The general question we are interested in is: what characterises mutual engagement in creative collaborations and how can we design technology to support it?

Intuitively, a key feature of creative collaborations is the *mutual engagement* between participants: the points at which people spark together, lose themselves in their joint action, and arrive together at a point of co-action ‘where you are when you don’t know where you are’ (Tufnell and Crickmay 1990). Such points are inherently difficult to identify and measure as the act of reflecting on mutual engagement undermines some of the characteristic qualities of the experience such as spontaneity. For our purposes, the distinguishing characteristic of mutual engagement is: *it involves engagement with both the products of an activity and with the others who are contributing to those products*. We argue that mutual engagement is essential for rich creative collaborations such as brainstorming, team based design and improvisation.

Engagement itself can be characterised as a point at which participants feel that they are able to change and appreciate changes in the form (cf. Douglas and Hargadon 2000) – it involves appreciation of possible contributions and anticipation of their outcomes. We see similar phenomena in accounts of *flow* (Csikszentmihalyi 1991) – optimal experiences in which ‘attention can be freely invested to achieve a person’s goals’ which results in a merging of action and awareness and consequent lack of self awareness and distortion of sense of time. In mutual engagement, participants are similarly engaged with the product at hand, and also with others in the collaboration, which we could characterise as *group flow* (Sawyer 2003). Similarly, Miell and MacDonald (2000) propose that mutually engaged states are indicated by the ‘exploration of the ideas of more than one person and the attempt to integrate these’.

Wenger’s characterisation of mutual engagement (1998) focuses on participants’ ability to ‘engage with other members and respond in kind to their actions’. From Wenger’s perspective, mutual engagement is about the work involved in learning how to interact with other people in an emerging community of practice. This entails the evolutionary development of identities, as well as ‘establishing who is who, who is

good at what, who knows what, who is easy or hard to get along with’. For Wenger, the focus is on the social ‘work’ that happens in mutually engaging communities.

In this article, we are concerned with identifying design features which have an effect on the mutual engagement between participants. As such we propose to operationalise the definition of mutual engagement as collaboration in which there is:

- *Evidence of engagement with the product of the joint activity* i.e. music in our domain. For example, participants’ reports of feeling engaged with the product, a high quality product, focused contributions, or demonstrations of skills and expertise in creating contributions.
- *Evidence of engagement with others in the activity*. For example, more reports of feeling engaged with the group, coherent final joint products, co-location of contributions, mutual modification of work, discussions of quality of the joint product, repetition and reinterpretation of others’ contributions. Clearly this relies on participants’ skills and expertise with the system.

#### 3.1. Design for mutual engagement

We are concerned with exploring how CSCW design features can be used to inform the design of systems which encourage and support mutual engagement. CSCW has an extensive history of examining collaborative work and informing the design of collaborative systems, making it an ideal source of knowledge about designing for mutual *interaction* which we can add to by considering mutual engagement. In comparison to other fields such as computer games design, HCI, or Interaction Design, CSCW provides richer research into the nature of collaborative interaction, which compensates for its current lack of focus on engagement with and between participants. For example, studies have examined shared document editors such as ShrEdit (Dourish and Bellotti 1992, Olson *et al.* 1993), group decision support (e.g. Applegate *et al.* 1986), and collaborative brainstorming systems (Hymes and Olson 1992). Typically, the design of such systems has been informed by models of collaborative work and problem solving. Research has led to the characterisation of design features for collaboration such as awareness mechanisms, and the importance of shared representations. Indeed, Robertson (1997) identified the shared nature of representations as a key aspect of shared activities in a shared physical space. Similarly, Dourish and Bellotti (1992) and Gutwin and Greenberg (2002) expound the importance of awareness mechanisms



which provide information about the shared activity. Typically, these have focused on workspace awareness as the ‘up-to-the-moment understanding of another person’s interaction with the shared workspace’ (Gutwin and Greenberg 2002), including understanding who is in the shared workspace, what they are currently doing, what they have done in the past, and who they are interacting with. Conventionally, the focus has been on geographically distributed support for activities such as manipulating documents, changing tasks and applications, and changing collaborative context, e.g. grouping of participants. However, more recently an emphasis on co-located collaboration around tabletops has emerged (cf. Fischer 2000, Terrenghi *et al.* 2006, Hilliges *et al.* 2007).

We see mutually engaging activities as residing at the boundary between goal and emotionally oriented communication (cf. Ijsselstein *et al.* 2003), and see an opportunity for exploring the applicability of CSCW research this domain. There is very little work on designing for this form of interaction, and yet, as discussed in the previous section, there is some understanding of what mutually engaging collaborations might be like. From our characterisation of mutual engagement and the nature of naturalistic co-located interaction (Clark and Brennan 1991), we believe that the following features are key to supporting the collaborative aspects of mutually engaging interaction:

- *Mutual awareness* of actions. In normal conversation we are aware of who is contributing what by virtue of our co-location. We propose that awareness mechanisms (Gutwin and Greenberg 2002) are important to the emergence of mutual engagement; for example, highlighting when new contributions to the joint product occur, and indicating who made contributions. We use the term *mutual awareness* to distinguish it from workspace awareness (Gutwin and Greenberg 2002) as we are interested in awareness mechanisms which focus on creative interaction between people rather than workplace management. Awareness pertains to: who is contributing (i.e. representation of the identity of the contributor), what they are contributing (i.e. representation of what kind of contribution it is, and what its content is), and where they are contributing it (i.e. where in the shared, but possibly not visible, space and time are contributions happening).
- *Shared and consistent* representations. In conversation we share the same aural space, and to some extent the same visual space. This consistency should be retained in collaborative systems, for instance by ensuring that all

participants’ views on the joint product are the same. Similarly, Robertson (1997) identified the consistent nature of representations as a key aspect of shared activities in a shared physical space. We would expect that participants would find it easier to understand the state of the joint product, and the effect of their own and others’ contributions when the representations are shared and consistent. The importance of both mutual awareness and shared and consistent representations is illustrated by similar key elements in other research aimed at supporting social interaction such as social translucence (Erikson and Kellogg 2000).

- *Mutual modifiability*. From previous studies of collaborative tool use (Bryan-Kinns 2004a, Bryan-Kinns and Healey 2007a, Bryan-Kinns *et al.* 2007b) it was clear to us that being able to modify each others’ contributions are important for mutual engagement. Mutual modifiability implies an egalitarian approach to role assignment within the tool rather than explicitly enforcing role mechanisms – in such an approach the participants coordinate their activity in a subtle and dynamic manner (cf. Dourish and Bellotti 1992).
- *Annotation*. Being able to converse in and around a shared product (Churchill *et al.* 2000) and make references to aspects of the joint product (Dourish and Bellotti 1992) has been shown to be beneficial for work oriented collaboration. We propose that similar mechanisms would contribute to supporting mutual engagement in collaborative creativity.

#### 4. Designing a collaborative music tool

We have developed a collaborative music tool referred to as Daisyphone (Bryan-Kinns 2004a) which provides a means of investigating user interface design features in the novel domain of remote group music making. Daisyphone’s design was informed by our mutual engagement design features outlined in the previous section, and acts as test-bed for understanding design for mutually engaging collaboration. In this section we provide a brief overview of its design and interaction, and highlight how the design features have been realised.

##### 4.1. Daisyphone

Aside from the use of Daisyphone in this article and studies reported elsewhere (Bryan-Kinns 2004a, Bryan-Kinns *et al.* 2006, Bryan-Kinns and Healey 2007a), Daisyphone has been publicly available for use over

The underlying infrastructure of Daisyphone was inspired by WebDrum II's (Burk 2000) use of a client-server architecture to share music and graphics. As such, Daisyphone provides a low bandwidth, semi-synchronous form of collaboration based around short (5 s; 48 beats), looping pieces of music. The client-server architecture ensures that each participants sees the same *shared and consistent* representation of the music and annotations. Daisyphone is built using Java to allow it to be accessed on a range of devices from desktop to handheld computers (Bryan-Kinns 2004b). In this section we outline the representation and interaction with music, and support for remote collaboration.

The pitch of notes decreases with distance from the centre along the 48 *spokes*, and the 12 note pitches have been selected to sound harmonious. Four different musical sounds are provided and represented by the square, round, diamond, and triangle shapes which players select by clicking on the central stamen of the daisy (this is a modal operation). Saturation of colour represents the volume of the note, and hue indicates who contributed it – each player is assigned a unique hue when they join a Daisysphone session *supporting quasi-awareness of identity of contributions* (players are aware that there are a number of other participants, but not necessarily who they are).

## 5. Study

We also believe that annotation mechanisms are important to mutually engaging interaction as they provide a channel through which to critique and reflect on the group activity, as well as to conduct more light-hearted social interactions. As such we wanted to explore what effect providing no communication mechanisms (i.e. graphical annotation) beyond the shared music would have on participants' mutual engagement.

**H2:** Mutual engagement would be greater where an additional channel of communication was provided – graphical annotation.

Two independent variables were manipulated:

- 
- A hand-drawn diagram of a circular network. It features a central circle with four green dots and a crosshair. Surrounding this is a ring of 16 nodes, with some colored green, blue, or black. Further out are several more rings of nodes, mostly white with black outlines. The diagram is annotated with handwritten text and symbols:
- Top left: "100% yes" and "no" with a small circle.
  - Top right: "Sounds good" and "Sound good" with a large circle.
  - Left side: A drawing of a person's head with a speech bubble containing "yes".
  - Bottom left: "Don't want it 2 busy" and "yes" with a large circle.
  - Bottom right: "LOL", "LOL", and "LOL" with various symbols.
  - Far right: "Dont Show up" and "MA 8 AM 101".

Figure 1. The Daisyphone user-interface. Available in colour online.

contributions were distinguished by hue (each participant was assigned a unique hue), whereas in the No ID condition, all participants' contributions were grey.

- A between-subjects factor of *Annotation* (Annotation vs. No Annotation). In the Annotation condition, participants could 'draw' on the Daisiphone, and these graphical annotations were shared with other participants. In the No Annotation condition, no graphical annotation was supported, and so communication could only occur through the music.

## 5.2. Dependent variables

To identify mutually engaging interaction we developed a number of dependent variables derived from the indicators of points of mutual engagement outlined at the start of this article. These are grouped into Participant Reports, Content Assessments and Interaction Assessments outlined below, and detailed in the following sections.

*Participant Reports* provide measures of participants' subjective experience of the collaboration. As mutual engagement is a subjective experience, we would expect such self-reporting to provide the strongest indicator of mutual engagement:

- *Quality* measure: participants' reports of their assessment of the quality of the final product and the collaboration itself.
- *Preference* measure: participants' reported preferences for different conditions.
- *Content Assessments* provide measures of the quality of the collaboration and final group product:
- *Musicality* measure: we would expect more evidence of musicality in the final product when participants were mutually engaged.
- *Communication* measure: analysis of the topics of annotations. Where participants are mutually engaged we would expect evidence of discussion of the joint product and each other's contributions, e.g. critique of the quality of the joint product.
- *Attunement* measure: analysis of whether participants were able to appreciate, and make changes to other's contributed patterns. When participants are mutually engaged we would expect them to start to mimic each other's contributions.
- *Interaction Assessment* gives objective measures of the interaction itself.
- *Contribution* to joint production measure: number of notes contributed. We would expect more

contributions where participants are more mutually engaged.

- *Mutual Modification* measure: number of deletions of participants' own notes, and other participants' notes. In mutually engaging interaction we would expect to see evidence of participants modifying each other's contributions.
- *Proximal* interaction measure: closeness of participants' contributions to each other's contributions. When there is mutual engagement, we would expect to see participants' contributions closer together, indicating a willingness to work together, as opposed to working away from each other in their own areas.

### 5.2.1. Participant reports

We developed a questionnaire to identify participants' subjective assessment of the interface and their experience of the collaboration. First we asked participants for two ratings of the *quality* of each session – how much they felt they contributed versus the group contributed, and how well they thought the group collaborated.

We also asked participants to compare the two sessions so that we could understand which session they had a *preference* for. Our previous experience of asking for ratings of interfaces indicated that ratings per interface (for example, ratings of how much a participant said they enjoyed a particular interface) do not yield reliable differences between interface designs (Bryan-Kinns and Healey 2007a). We propose that this was not because there were no differences, but because the measures were not sensitive enough, or the wordings of the ratings did not elicit a strong enough reaction. We propose that this is especially true for interfaces which aim to support creative, aesthetic and exploratory activities such as music making where preference for an interface may be subjective and conflated with the quality of the experience and end product. As a result of this, our questionnaire in this study focused on asking participants to make a number of comparisons between the two interfaces they used, for example, indicating with which interface they felt most 'out of control', rather than asking them to rate how out of control they felt for each interface. Our comparisons aimed to capture: (a) satisfaction with the product; (b) feelings of enjoyment or flow (cf. Csikszentmihalyi 1991); (c) sense of collaboration; (d) usability. For each of the statements below, participants were asked to indicate which session they felt the statement was most applicable to. We developed particularly strongly worded comparisons

in order to elicit strong responses from the participants.

- (a) 'The best jingle was produced'  
'I felt satisfied with the result'
- (b) 'I enjoyed myself the most'  
'I felt out of control'
- (c) 'I felt most involved with the group'  
'I understood what was going on'  
'Other people ignored my contributions'
- (d) 'The interface was frustrating'  
'The interface was most complex'

### 5.2.2. Content assessments

The primary aim of collaborating through Daisyphone is to create pleasing compositions together. Clearly, assessing the 'pleasing nature' of a composition would be somewhat subjective based on personal preference, cultural background, experience, and taste (cf. Desmet 2003). Instead we focus on the *musicality* of the composition – evidence that there was some musical intention behind the contributions – some attempt at making *music*. This provides a less subjective assessment of its quality as we are assessing whether notes fit into an overall musical scheme for the piece, rather than whether we like it per se.

We developed four methods of judging musicality: the most powerful method is simply listening to the final composition; an experienced musician could also judge the musical score of the final composition; a judge with experience of Daisyphone could rate the image of the final Daisyphone; and we could judge overviews of activity in each session to identify whether the it is indicative of random contributions, or more focused attempts at music making.

We developed a coding scheme for analysing the topics of participants' *communication* through annotations based on previous coding schemes of collaborative interaction developed by Applegate *et al.* (1986), Olson *et al.* (1993) and Bryan-Kinns *et al.* (2007b). The purpose of the coding scheme is to identify differences in the content of annotations between conditions. When participants are mutually engaged we would expect them to discuss the quality of the joint product. Our coding schemes categorises topics of annotations as follows:

*System related* – where participants discuss technical problems with the Daisyphone system itself, or the experimental set up e.g. 'Did it crash?'

*Presence and identity* – statements about people's presence and their identity within Daisyphone, e.g. 'Me Zaki'.

*Query presence and identity* – questions about participants' identity and presence in Daisyphone,

e.g. 'Who's the blue' or 'Who is this, IDENTIFY YOURSELF'

*Quality judgement* – comments about the quality of the music produced, e.g. 'Nice!', or 'It's completely random'.

*Task organisation* – discussion about the process of completing the task, e.g. 'Let's bang it out' or 'Next time choose a section'

*Social* – non-task related discussion, e.g. 'Haha' or smileys

We developed a coding scheme for differentiating participants' *attunement* to each others' actions – evidence of sensitivity to the actions and intentions of others in the group. We identified four broad levels of attunement from acknowledgement, to mirroring, transformation and complementing others' contributions. Evidence of complementary contributions indicates the highest level of mutual engagement. Assessing attunement can only be achieved by listening to the jingle as it emerges, and observing the placement of contributions. It is critical to distinguish between acknowledgement (placing notes taking into account others' contributions) and complementing (placing notes to add to others' contributions). This is most reliably differentiated by listening to the effect of the new contribution – if it adds *musically* to someone else's contributions then it is complementary, if it is merely placed with spatial awareness (e.g. by dividing the composition area into different segments) then it is acknowledgement.

- *Acknowledgement*. With the lowest level of mutual engagement, participants show that they are aware of the contributions of another. This indicates a very basic, logistical, level of mutual engagement. In Daisyphone, this would be illustrated by contributions which take into account other people's already present contributions by, for example, not writing over their notes. Note that we regard this as a low level of mutual engagement as the contributions are not musically integrated with each other – the result is not a coordinated musical piece, but at least it is not anarchy.
- *Mirroring*. Higher levels of mutual engagement are indicated by participants mirroring, or mimicking, others' contributions thus demonstrating that they themselves are able to produce it. This shows a level of mutual engagement in that participants are able to appreciate and reproduce others' contributions. In Daisyphone, we could identify this when musical patterns are repeated verbatim around the Daisyphone. Intuitively, an example of this in conventional



music making would be a call-and-response pattern of improvisation where one musician plays a musical motif which is repeated by another. The musical scales and sounds used in Daisyphone mean that patterns can also be repeated to create chords, and progressions of others' musical motifs as part of the joint composition, not only call-and-response patterns.

- *Transforming*. Building upon someone else's tune (taking it and transforming it to something new) indicates a higher level of mutual engagement as it involves an appreciation of others' contributions, and an ability to make changes to the form. In Daisyphone this would be indicated by repetition of musical patterns with some musical modifications.
- *Complementing*. Adding notes with musical intent to a phrase already formed by another participant indicates the highest level of mutual engagement – an ability to appreciate the form and make additions *in situ*. In Daisyphone adding to, or augmenting someone else's tune musically would indicate complementing behaviour.

### 5.2.3. Interaction assessment

We developed several measures of interaction in the collaboration.

The *contribution* measure indicates how active a participant is simply by counting the number of notes they contributed.

The amount of *mutual modification* is indicated by the number of other people's notes a participant deletes.

*Promixal* interaction indicates how close a participant places their notes to other notes (i.e. co-location). We also developed three measures of proximal interaction for each new note contributed. Each of these is measured with respect to notes already contributed by the participant (referred to as *Self* notes), and notes contributed by other participants (referred to as *Other* notes):

- (1) *Number* of notes already on the same spoke.
- (2) *Distance* to the nearest note on the same spoke.
- (3) *Proximity* of nearest note not on the same spoke.

For example, in Figure 2 a new note A is added by the blue participant using a circular note. There are two notes by that participant already on the same spoke, and no notes by anyone else. The *distance* to the nearest note on the same spoke is three notes (illustrated by line 2). The *proximity* of the nearest

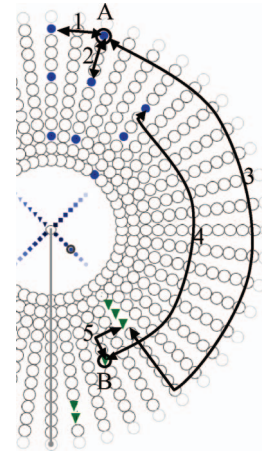


Figure 2. Example of proximity of interaction. Available in colour online.

note contributed by this participant, but not on the same spoke is two notes away (line 1). The proximity of the nearest note contributed by another participant is 24 notes away (line 3). For the new note B added by the green participant using triangles, there are no other notes on the same spoke, the proximity of the nearest Self note is 4 (line 5), and the proximity of the nearest Other note is 17 (line 4).

### 5.3. Participants

Final year Computer Science students at the first author's institution were recruited through advertisements to take part in the experiment as part of their course, but not offered any incentives to take part. Thirty-nine of a possible 80 participants took part (28 males, 11 females; aged from: 20 to 29; mean age: 22, average computer literacy: expert; average musical ability: intermediate; none were professional or trained musicians; none had used Daisyphone before). Participants' musical preferences ranged from Hip Hop (most popular) to Latin (least popular) as illustrated in Figure 3. All participants were assigned randomly to groups of three participants.

### 5.4. Procedure

The study took place in our laboratory with each participant in the group of three physically separated from each other so that they could not see or hear other participants. Each participant sat at a PC running Daisyphone and wore headphones, and a facilitator managed the study and had access to an additional PC on which they could view the interaction.

An introduction lasted 15 min in which participants were briefed that they were trialling the

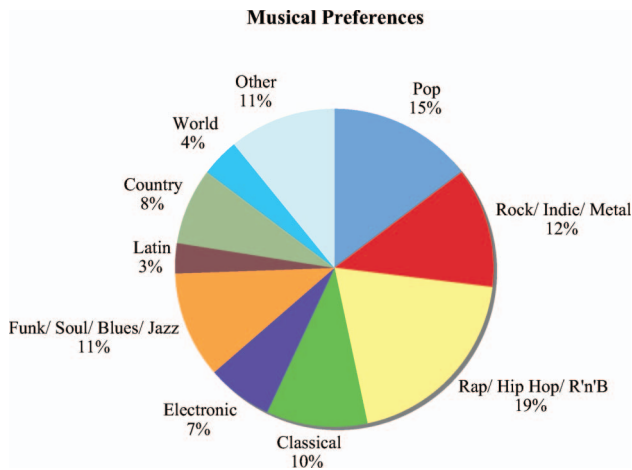


Figure 3. Musical preferences of participants.

Daisyphone software to see how well it works in different situations. Additionally, they were informed that the software records all actions made using the interface, and that this data would be used for research purposes. They were then asked to sign consent forms for subsequent use of software logs, and questionnaire responses. They were also asked to complete a demographic questionnaire. All data was held anonymously.

The participants were instructed that their tasks were to work together as a group to jointly remotely compose two jingles for the Olympic Games in 2012 (the games will be located quite close to the first author's institution). They were given instructions and free use of Daisyphone in a 15 min individual acclimatisation session. They then worked for up to 20 min on each composition – from previous studies we found that 20 min was typically the maximum time people would spend creating one short loop (5 s) in Daisyphone. The participants were told that they could stop the task at any point. They were also told that their interaction would be judged for collaboration and that they should aim to collaborate effectively to create the tune (as we had previously found this motivation to have a positive effect on the collaboration; Bryan-Kinns *et al.* 2007a).

In the study, ID (the presence or absence of colour to indicate identity) was randomly changed between sessions, and Annotation (whether participants had the ability to contribute graphical annotations) was randomly assigned to half of the groups. The participants were not told which conditions they were in. After both joint remote composition sessions had taken place, a post-task questionnaire composed of comparisons, ratings of the participants' perceptions of their experience, and open questions, was completed

individually by the participants for up to 10 min. These questionnaires were aimed at identifying whether participants experienced mutual engagement in their interaction.

## 6. Study results

All participants undertook the sessions for the full 20 min each session. The following section details results by dependent variable.

### 6.1. Participant reports

These provide measures of participants' subjective, self reported experience of the collaboration.

#### 6.1.1. Participant quality measure

When asked, participants did not rate their contributions to the jingle differently to the rest of the group's contribution for any of the four conditions (mean rating of approximately 3 'About equal' on a five point Likert scale). Table 1 and Figure 4 illustrate that there were also no differences in participants' ratings of how well they thought the group collaborated together when they had No Annotation. When participants had Annotation, there was a significantly higher rating of the group's collaboration on a four point Likert scale when they had ID (Wilcoxon Signed-Rank test;  $W = 96$ ;  $z = 3$ ;  $p = 0.0027$ ) in comparison to when they had Annotation and No ID.

#### 6.1.2. Participant preference measure

A significant number of participants (31 of 39) reported that they noticed a difference between the two interfaces ( $\chi^2_{(1)} = 12.42$ ;  $p = 0.0004$ ).

Table 2 gives details of the results of the post task questionnaire comparison questions where participants were asked to compare the two interfaces they used (ID and No ID). Numbers of agreements with the comparative statements for ID and No ID interfaces and the significance of the results when a  $\chi^2$  test was applied are given (significant differences are italicised;  $p < 0.05$ ). For example, when participants had Annotation, 15 participants said that they made the best jingle when they had ID versus five participants saying that they made the best jingle when they had No ID, and this was a significant difference which we interpret as a significant preference for the ID condition when they had Annotation. These results are also summarised in Figure 5 where percentages of agreements with statements for the ID interface are given. The results indicate that there was an interaction effect between Annotation and ID; when participants

Table 1. Participants' ratings of their group's collaboration.

Ratings (four points Likert scale)	Standard deviation		Mean	
	ID	No ID	ID	No ID
Annotation	0.98	0.96	2.52	1.62
No Annotation	1.08	0.68	2.17	1.67

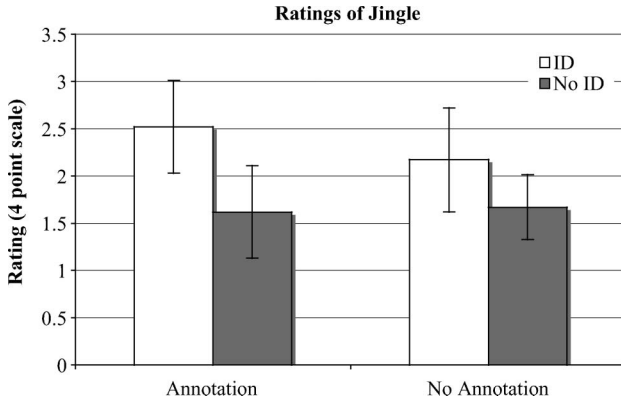


Figure 4. Participants' ratings of their group's collaboration.

had No Annotation, there were no significant preferences for the ID or No ID interfaces, when they had Annotation there were significant preferences for the ID condition except for *complexity of interface* and *frustration with the interface* where there were no significant differences in preferences.

We also examined the textual rationale given for the preference measures of 'The best jingle was produced' and 'I felt satisfied with the result'. For each participant these responses were either concerned with the quality of the composition (e.g. 'Ended up with a coherent tune'), or the quality of the collaboration (e.g. 'More contribution and cooperation amongst participants').

## 6.2. Content assessments

These provide measures of the quality of the collaboration and the final group product.

### 6.2.1. Musicality measure

Two independent judges listened to each jingle and rated them for evidence of musicality on a five point Likert scale from 'Not musical at all' to 'A collaborative effort where music fitted together as a whole'. Table 3 and Figure 6 illustrate the average ratings for

Table 2. Questionnaire results.

Question	Condition	ID	No ID	Chi <sup>2</sup> <sub>df=1</sub>	<i>p</i>
The best jingle					
	Annotation	15	5	4.06	<i>0.0439</i>
	No Annotation	10	6	0.56	0.4543
I felt most involved with the group					
	Annotation	17	3	8.45	<i>0.0037</i>
	No Annotation	9	5	0.64	0.4237
I enjoyed myself the most					
	Annotation	17	4	6.86	<i>0.0088</i>
	No Annotation	11	3	3.5	0.0614
I understood what was going on					
	Annotation	15	5	4.06	<i>0.0439</i>
	No Annotation	8	4	0.76	0.3833
I felt satisfied with the result					
	Annotation	15	5	4.06	<i>0.0439</i>
	No Annotation	9	6	0.26	0.6101
The interface was most complex					
	Annotation	8	10	0.06	0.8065
	No Annotation	5	8	0.3	0.5839
The interface was frustrating					
	Annotation	6	12	1.38	0.2401
	No Annotation	5	9	0.64	0.4237
I felt out of control					
	Annotation	3	15	6.72	<i>0.0095</i>
	No Annotation	6	9	0.26	0.6101
Other people ignored my contributions					
	Annotation	2	13	6.66	<i>0.0099</i>
	No Annotation	4	8	0.76	0.3833

Note: italicised values are significant values where  $p < 0.05$ .

the two judges. The average rating of jingles was significantly higher for participants with Annotation (mean: 3.78) than No Annotation (mean: 2.66) (Wilcoxon Mann-Whitney;  $U_A = 125.5$ ;  $z = -2.11$ ;  $p = 0.0174$ ) (Cohen's kappa: 0.75). The mode of ratings when participants had Annotation was 4, and when they had No Annotation was 2.

Figure 7 illustrates the difference between musical and non-musical jingles' scores where each stave represents one particular instrument sound in Daisyphone (circle, square, triangle, diamond). Visually inspecting these three scores it is clear that Figure 7(a) is a musical jingle as there are a limited number of notes played across the different instruments, and there is some repetition of musical motifs.

Figures 7(b) and 7(c) both illustrate non-musical jingles which have large numbers of discordant notes spread across multiple instruments, little repetition of musical phrases, and no coordination between instruments. With Annotation, 13 of 14 compositions' scores were judged to look musical. Where participants had No Annotation, 5 of 12 compositions' scores were judged to look musical. We visually inspected the final compositions in Daisyphone and found the same results. Figure 8 illustrates the final compositions created by each group in Daisyphone.

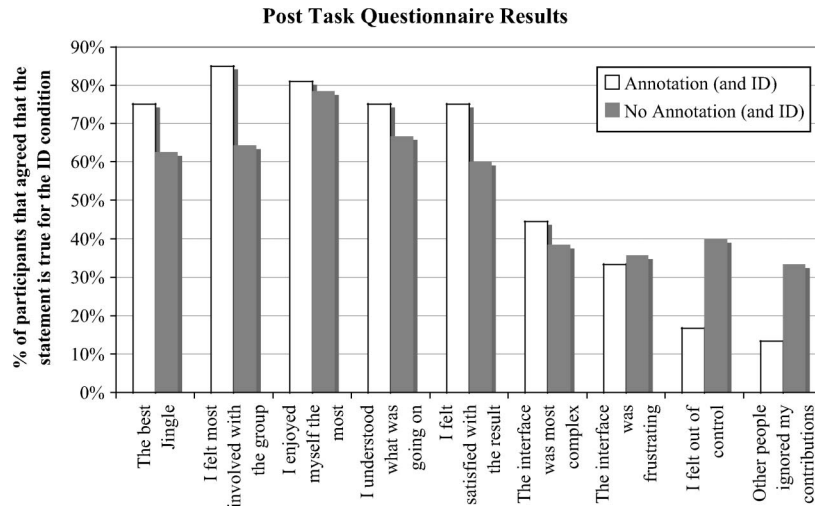


Figure 5. Post task questionnaire results.

Table 3. Average ratings of final compositions.

	Standard deviation		Mean	
	ID	No ID	ID	No ID
Annotation	1.15	0.94	3.71	3.86
No annotation	1.69	0.84	2.83	2.50

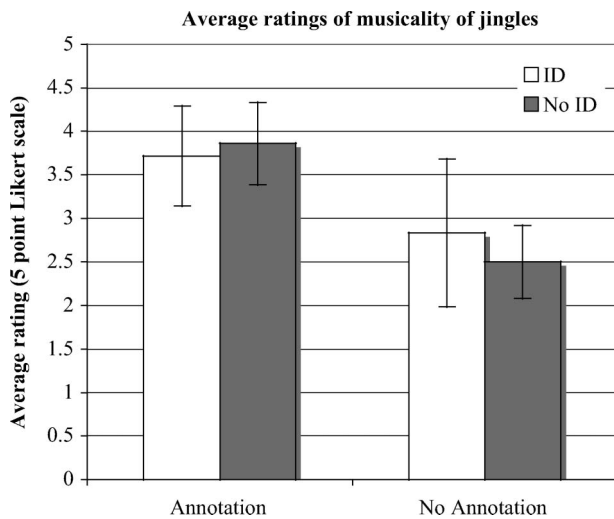


Figure 6. Average ratings of musicality of final jingles.

Finally, we examined overviews of the total interaction in each session as illustrated in Figure 9 which gives an overview of each session. In these overviews, the size of the circles is proportional to how often a user contributed a note at that point. Comparing these overviews to the final compositions, we can identify evidence of musicality. For example,

Figure 10(a) illustrates an overview of one session whose final jingle is illustrated in Figure 10(b).

We propose that where participants were engaged with the music the overview is more evenly distributed as participants contribute notes and then attempt to edit them into the correct position (e.g. Figure 10(a)) allowing for pauses between notes, rather than contributing many shapes and drawings which would tend to fill the whole overview and not sound musical as illustrated in Figure 11. From examining the overviews, 10 of 14 jingles were judged to be musical when participants had Annotation, versus 2 of 12 when participants had No Annotation.

In addition to helping us identify musical interaction, the overviews provide indications of evidence of proximal interaction and mutual modification which are also captured by measures of the interaction discussed later in this section.

It is worth noting that as the participants had no fixed starting location or orientation, it was not possible to statistically analyse the spatial spread of contributions as, for example, undertaken by Pinelle *et al.*'s (2008) analysis of the territoriality of tabletop use by seated participants.

#### 6.2.2. Communication measure

There was no significant difference in the number of participants' textual contributions per group between ID (mean: 14.7) and No ID (mean: 12.5). Nor were there any significant differences in the number of letters in each contribution made by participants between ID (mean: 8.2 letters) and No ID (mean: 10.1 letters).

There were also no significant differences in the proportions of topics of annotations made by participants, but there were trends as illustrated in Figure 12






Figure 7. (a) Musical jingle. (b) Non-musical jingle. (c) Non-musical jingle. Available in colour online.

and Table 4. In particular, we see that task organisation was a more frequent topic when participants had No ID (mean: 28%) as opposed to ID (mean: 21%). Conversely, there was more discussion of the quality of the music produced when participants had ID (mean: 18%) than when they had No ID (mean: 12%). Social interaction occupied a similar amount of discussion for ID (mean: 27%) and No ID (mean: 26%).

### 6.2.3. Attunement measure

We examined each session for evidence of the different forms of attunement by stepping through the interaction using our log playback tool and judging each new contribution using our coding scheme. We found that both Annotation and No Annotation interfaces had

similar proportions of sessions showing evidence of acknowledgement, mirroring and transformations. However, there were proportionally twice as many sessions which showed evidence of complementing where participants had Annotation (9 of 14; 65%) versus No Annotation (4 of 12; 33%). There was no difference between sessions with ID and No ID. Overall, the number of instances of acknowledgement, mirroring, transformation, and complementing are too small to provide any statistically significant results.

In the rest of this section we illustrate some of the identified examples of attunement.

*Acknowledgement.* Figure 13 illustrates a session where participants acknowledged each other's contributions by keeping their contributions apart

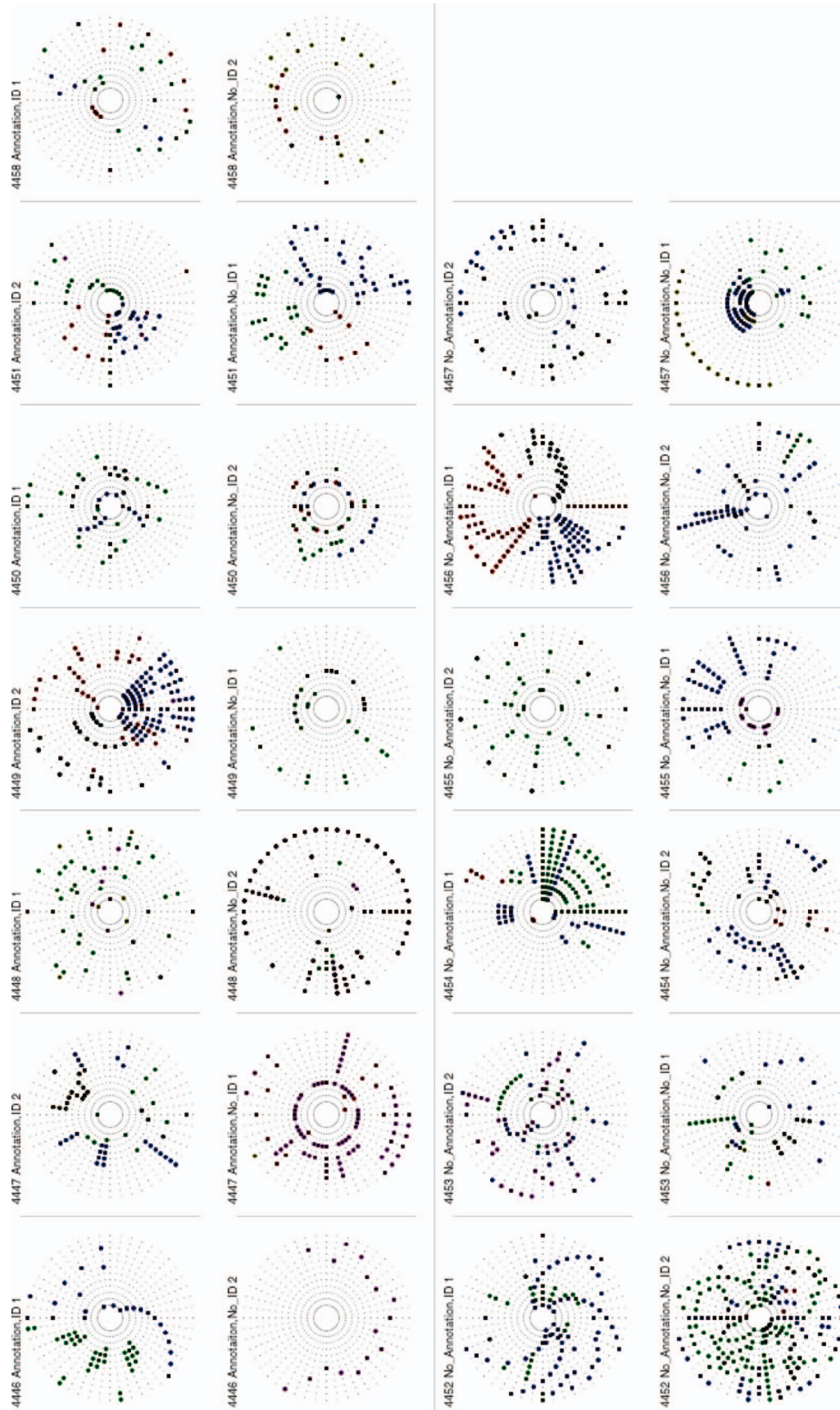


Figure 8. Final placements of notes. Available in colour online.



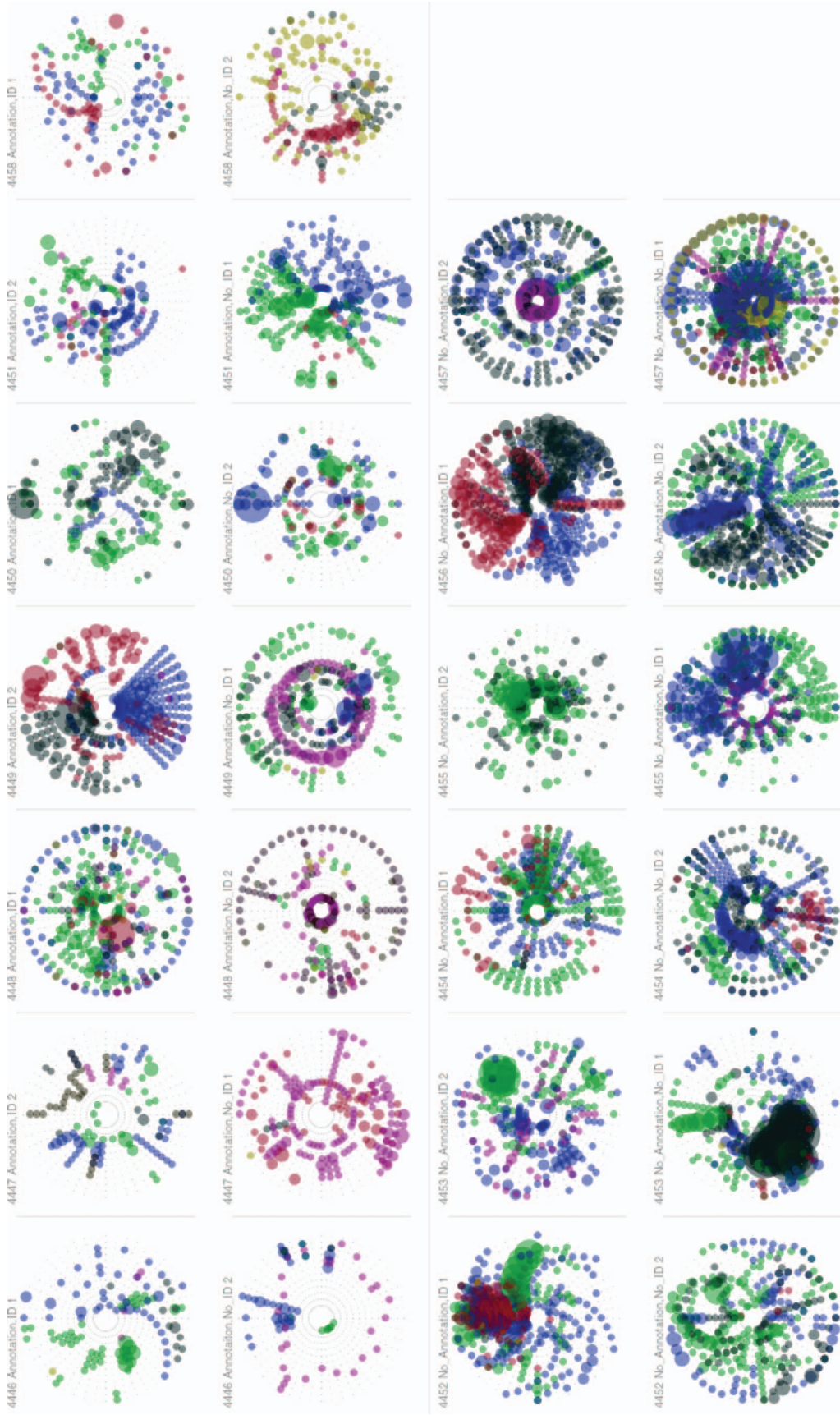


Figure 9. Activity summary. Available in colour online.

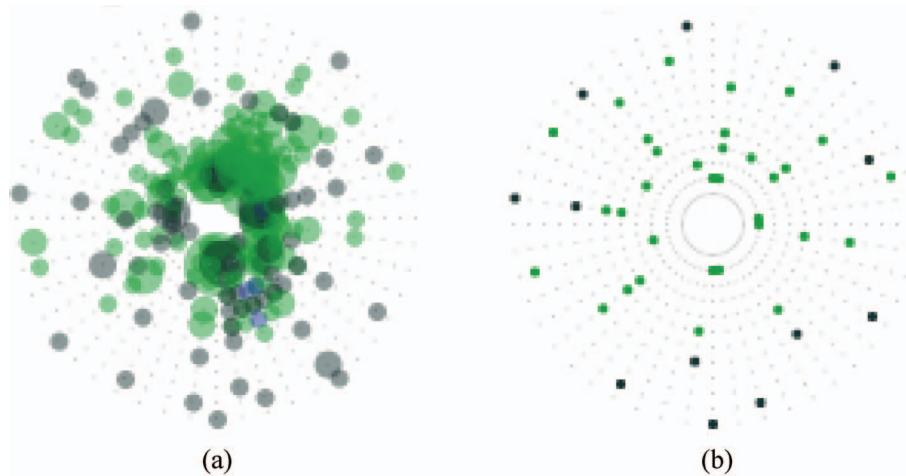


Figure 10. (a) Overview. (b) Final jingle. Available in colour online.

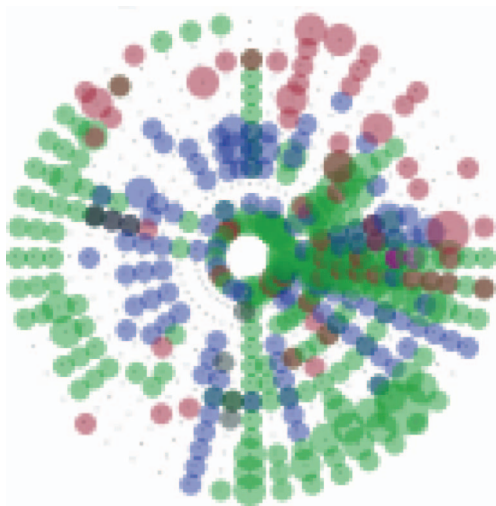


Figure 11. Overview of non-musical interaction. Available in colour online.

from each other (but they were not judged to be musically complementary). Most sessions showed some evidence of acknowledgement.

*Mirroring.* Figure 14 illustrates an example of mirroring highlighted by black ellipses where the participant using the diamond shapes has mirrored another participant's contributions.

*Transformation.* Figure 15 illustrates the light grey participant copying the dark grey participant's pattern of a descending series of notes in a modified manner – they remove the second note in the pattern, and move the first notes to a lower pitch. They also use two different instruments (triangle and diamond shape) rather than one consistent shape through the whole pattern as the dark grey participant did.

*Complementing.* Figure 16(a) illustrates a situation in which the light grey participant laid out three triangles in sequence which the darker participant has musically complemented by adding triangles just before two of the notes. In Figure 16(b), the dark grey participant had contributed a sequence of triangles around the daisy which the light grey participant has complemented with two diamonds and a triangle which musically complement the previous notes.

### 6.3. Interaction assessment

These give objective measures of the interaction between participants.

#### 6.3.1. Contribution measure

As Table 5 and Figure 17 illustrate, there were significantly more notes contributed by individual participants when they had No Annotation mechanisms compared to when they had Annotation mechanisms (Wilcoxon Mann–Whitney;  $U_A = 331$ ;  $z = -3.99$ ;  $p < 0.0001$ ). Figure 18 illustrates that there was a non significant interaction between Annotation and ID as there was a trend that participants with No Annotation contributed more notes when they had No ID compared to when they had ID.

There were also significantly more notes contributed by groups (three participants) who had No Annotation mechanisms (Wilcoxon Mann–Whitney;  $U_A = 0$ ;  $z = 2.76$ ;  $p = 0.0029$ ). Moreover, the overall number of notes remaining at the end of the sessions (number of notes minus number of deletions) per group was significantly higher for those with No



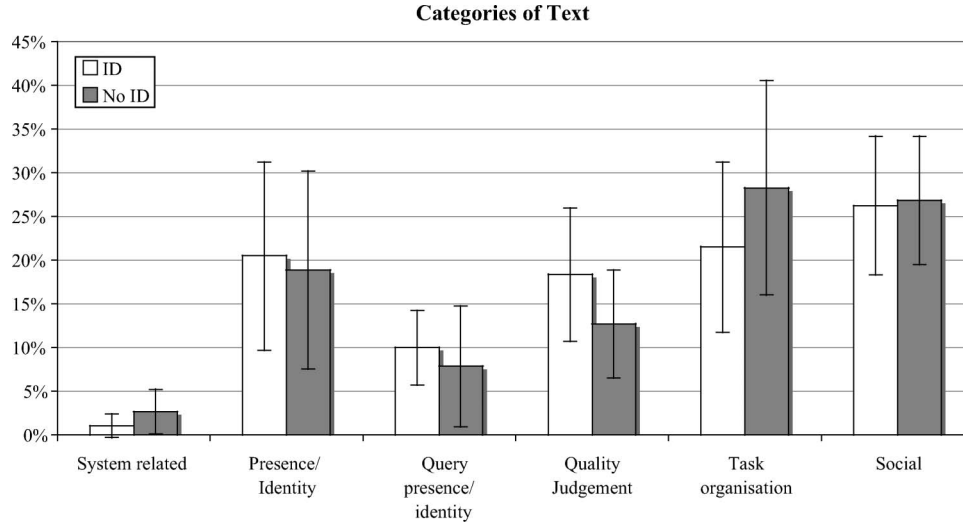


Figure 12. Topics covered by the annotations.

Table 4. Topics covered by the annotations.

	No ID						ID					
	System related	Presence	Query presence	Quality judgement	Task	Social	System related	Presence	Query presence	Quality judgement	Task	Social
Total number of annotations on this topic	3	12	6	14	27	24	1	16	8	20	24	31
Mean number of annotation on this topic	0.43	1.71	0.86	2.00	3.86	3.43	0.14	2.29	1.14	2.86	3.43	4.43
Mean number of contributions as a % of total	3%	19%	8%	13%	28%	27%	1%	20%	10%	18%	21%	26%
Standard deviation of number of contributions as a % of total	5%	23%	14%	12%	25%	15%	3%	22%	8%	15%	20%	16%

Annotation mechanisms (Wilcoxon Mann–Whitney;  $U_A = 31$ ;  $z = -2.11$ ;  $p = 0.0174$ ).

Comparing participants with ID and no ID, there were no significant differences for the overall mean number of notes, nor the number of notes contributed by individual participants, nor the number of notes contributed by groups. Also, there was no significant difference between the overall number of notes remaining for each group at the end of each session (i.e. the ‘size’ of their jingles) for those with and without ID.

### 6.3.2. Mutual modification measure

As Table 6 and Figure 19 illustrate, individual participants who had no annotation mechanisms deleted significantly more notes (Wilcoxon Mann–Whitney;  $U_A = 316$ ;  $z = -3.56$ ;  $p = 0.0002$ ). However, there

was no significant difference between the total number of notes deleted by groups. As illustrated in Table 7 and Figure 20, there were significantly more Self Deletions than Other Deletions made by each participant in the Annotation condition (Wilcoxon Signed-Rank test;  $W = 101$ ;  $z = 1.75$ ;  $p = 0.0401$ ), but no significant difference for the No Annotation condition. There were no significant differences in the overall ratios of Self:Other deletions, nor Notes:Deletions for any of the conditions. For participants with No Annotation, the ratio of Self:Other deletions was significantly higher when participants had ID i.e. there were significantly more Self than Other deletions (Wilcoxon Signed-Rank test;  $W = 77$ ;  $z = 1.81$ ;  $p = 0.0351$ ).

There was a trend that participants with No ID made more deletions than those with ID (Wilcoxon Signed-Rank test;  $W = -201$ ;  $z = -1.45$ ;  $p = 0.0735$ ).



Figure 13. Acknowledgement.

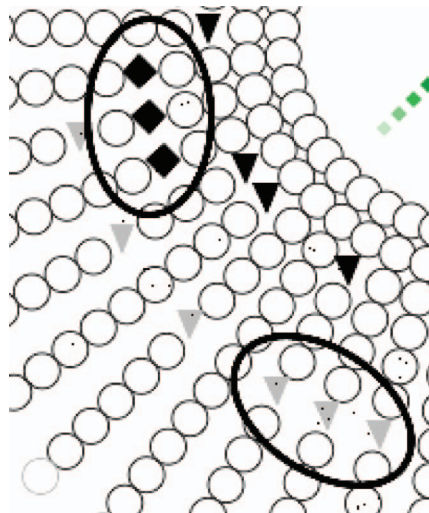


Figure 14. Example of mirroring.

The graphical overviews outlined previously also provide a general indication of participants' editing activities – the larger the circles, the more notes contributed at that point (and so, by implication, deleted as there can only be one note at any one position). It is useful to compare the final composition to the overview to identify how much work actually contributed to the final piece. For example, in Figure 21(c) it is evident that a lot of work was carried out by the purple participant in the centre of the piece, but this was not evident in the final composition illustrated in Figure 21(d). However, the mutual modification measures discussed above provides a more focused analysis of

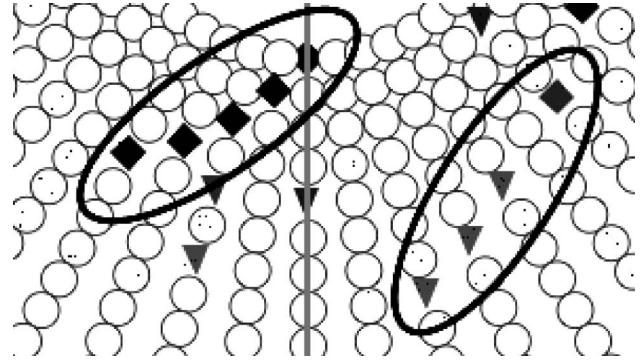


Figure 15. Example of transformation.

participants' editing activities than this subjective visual interpretation.

### 6.3.3. Proximal interaction measure

Figure 22 and Table 8 illustrate that when participants contributed notes in the No Annotation condition, there were significantly more notes already contributed by the participant on the spoke than when they were in the Annotation condition (Wilcoxon Mann–Whitney;  $U_A = 351$ ;  $z = 3.79$ ;  $p = 0.0001$ ). Similarly, there were significantly more other participants' notes on the spoke contributed to in the No Annotation condition. There were no significant differences between ID and No ID conditions.

Table 9 and Figure 23 illustrate that whilst there is not a significant difference between the number of notes already on a spoke when a note is contributed, there is a trend that when there is No ID, there are more other participants' notes on the spoke (Wilcoxon Signed-Rank test;  $W = 187$ ;  $z = 1.35$ ;  $p = 0.0885$ ). For participants with Annotation, there was also a trend for participants with ID to have more Self notes on spokes they contributed to (Wilcoxon Signed-Rank test;  $W = -68$ ;  $z = -1.36$ ;  $p = 0.0869$ ).

Figure 24 and Table 10 illustrate that there was no significant difference in the distance to notes already on spokes when participants made contributions. When participants had Annotation, the proximity of notes previously placed by participants (proximity of nearest Self note) was significantly higher than when they had No Annotation (Wilcoxon Mann–Whitney;  $U_A = 1046$ ;  $z = -3.46$ ;  $p = 0.0003$ ) i.e. they placed their notes further away from their own notes when they had Annotation. Similarly, proximity of other people's notes was significantly larger when participants had Annotation (Wilcoxon Mann–Whitney;  $U_A = 1125.5$ ;  $z = -4.29$ ;  $p < 0.0001$ ) i.e. they placed notes further away from other people's notes when they had Annotation.

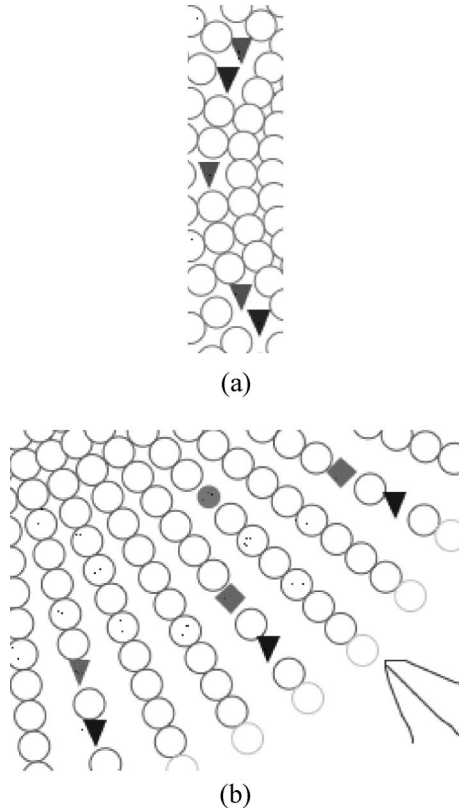


Figure 16. (a) Complementing in sequence. (b) Complementing in parallel.

The graphical overviews discussed previously illustrate the proximal co-location of participants' contributions, and whether this was consistent throughout the session. For example, the overview in Figure 21(a) indicates that the blue and green participants occupied two halves of the composition, whereas the red overlapped with them slightly. Similarly, in Figure 21(b) there is a strong separation between all three participants who take a third of the composition each. The overviews also illustrate separation around the composition (not just sections). For instance, Figure 21(c) shows that the purple participant mostly worked in mid range of the composition, whereas the green predominantly worked on the edges. There are examples of both kinds of spatial separation for all participants regardless of whether they had Annotation or not. Analysing such overviews gives a more subjective measure of proximal interaction than the analysis of interaction reported above.

#### 6.4. Summary of results

In summary, the following *significant observations* were made for participants who had *Annotation* mechanisms:

Table 5. Mean number of notes contributed per participant.

Contributions	Standard deviation		Mean	
	ID	No ID	ID	No ID
Annotation	57.6	54.8	77.6	76.7
No Annotation	82.2	129.7	181.8	226.8

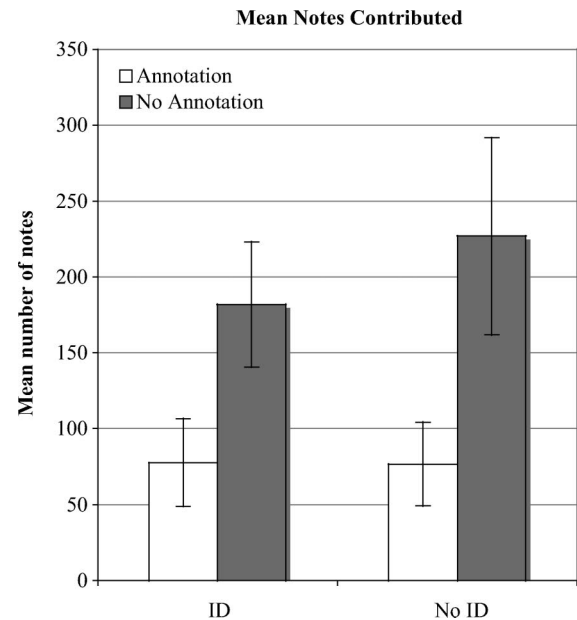


Figure 17. Mean number of notes per participant.

- They had *higher rated jingles* than those with No Annotation mechanisms.
- On inspection, more jingles were judged to be *musical* when participants had Annotation.
- Participants expressed a *significant preference for the ID condition* when they had Annotation, but no preference when they had No Annotation i.e. could not graphically annotate. This included ratings of how well they felt the *group collaborated*, *satisfaction* with the product, *enjoyment*, feeling of *control*, *understanding* of what was happening, and perception that *others were taking notice* of their contributions.
- They contributed *fewer notes* than those with No Annotation mechanisms.
- They *deleted fewer notes* than those with No Annotation mechanisms.
- They *deleted more of their own (Self) notes* than other participants' notes. This was not the case for participants who had No Annotation mechanisms.

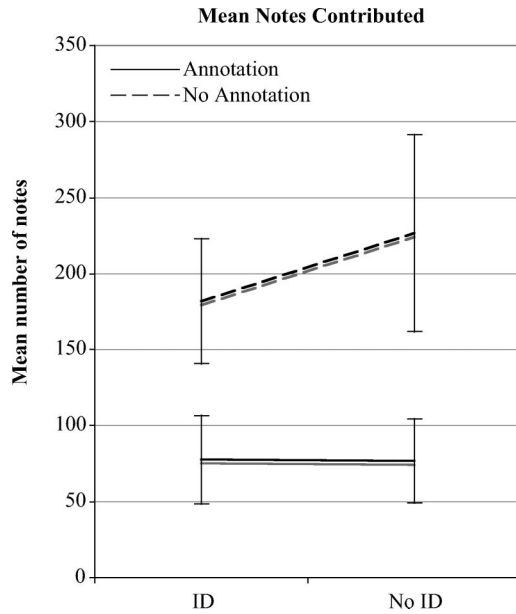


Figure 18. Interaction of mean number of notes contributed per participant.

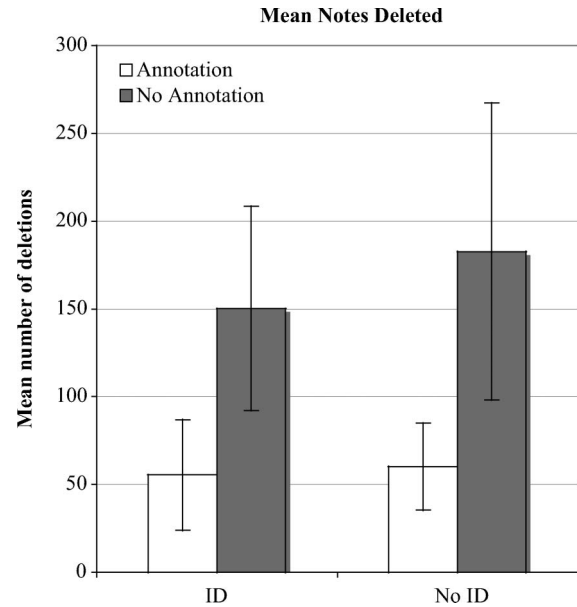


Figure 19. Number of deletions.

Table 6. Number of deletions.

Deletions	Standard deviation		Mean	
	ID	No ID	ID	No ID
Annotation	62.9	49.49	55.4	60.2
No Annotation	116.1	169.1	150.2	182.6

Table 7. Number of self and other deletions.

Deletions	Standard deviation		Mean	
	Self	Other	Self	Other
Annotation	57.1	72.5	70.9	44.7
No Annotation	116.4	189.4	166.1	167.8

- Their final *tunes* were smaller (contained less notes).
- The *spokes* contained fewer notes of their own (Self) and Other when contributions were made.
- Their *contributions* were placed further away from their own (Self) contributions, and others' contributions.

In addition, we found the following *trends* which were not significant:

- Where participants had the ability to Annotate and had ID, they made fewer annotations about task organisation, and more annotations about the quality of the music produced than when they had No ID.
- There were more sessions showing evidence of complementary contributions by participants with Annotation.
- Participants with No ID made more deletions than those with ID.
- When participants contributed with No ID there were more other people's notes on spokes they contributed to than participants with ID.

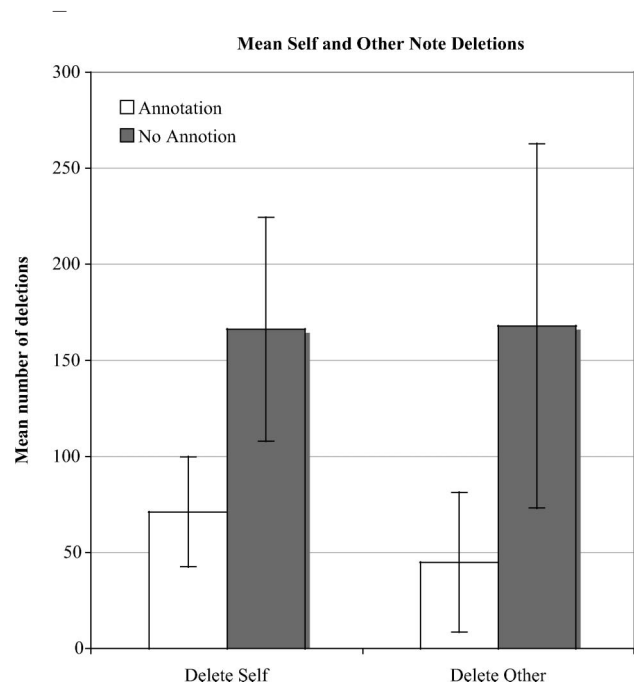


Figure 20. Number of self and other deletions.



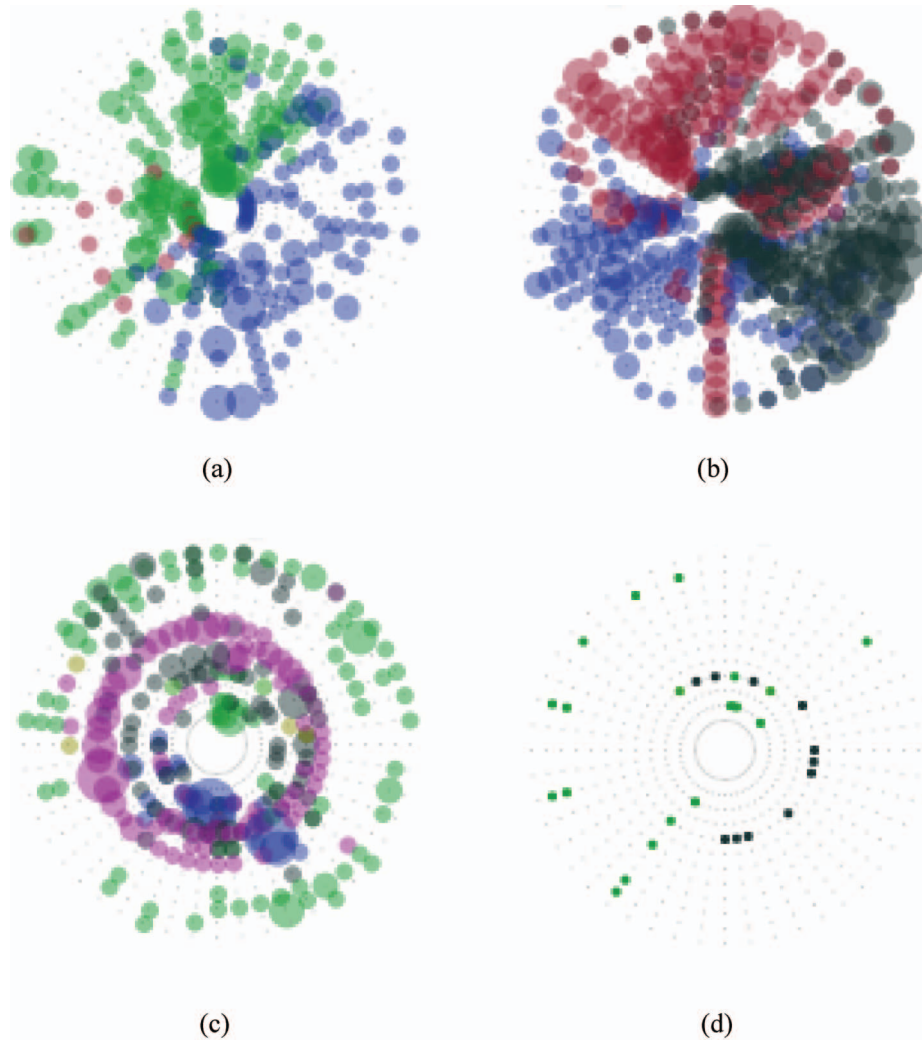


Figure 21. (a) Spatial separation (2). (b) Spatial separation (3). (c) Spatial separation around rings of the Daisyphone. (d) Final composition. Available in colour online.

Participants had more Self notes on spokes they contributed to when they had Annotation and ID as opposed to Annotation and No ID.

- Finally, participants with No ID contributed more notes in total than those with ID, but this was not significant.

## 7. Discussion

The questionnaire results show that participants had a strong preference for the condition where they had Annotation and ID. Annotation was the primary factor, and ID the secondary factor. Furthermore, analysis of the musicality of final compositions and participants' collaboration indicates that participants who had Annotation produced the most musical and coherent jingles. Analysis of participants' annotations gives some indication that when participants had ID

they focused on the music they were producing rather than organising the task itself. Drawing from these three observations, we propose that participants who had *Annotation and ID were most mutually engaged*. This supports hypothesis H2 that where participants had Annotation they were most mutually engaged. As ID was a secondary factor, this weakly supported H1 – that where participants had cues to identity they were most mutually engaged. Possibly the provision of annotation mechanisms which allow social interaction such as writing one's own name increases a sense of mutual engagement, but, as we discuss below, there are many other factors which contribute to mutual engagement. Further work should explore other possible explanations for our results such as whether part of the reason for increased mutual engagement when graphical annotation was provided was an increased sense of accountability (cf. Erikson and

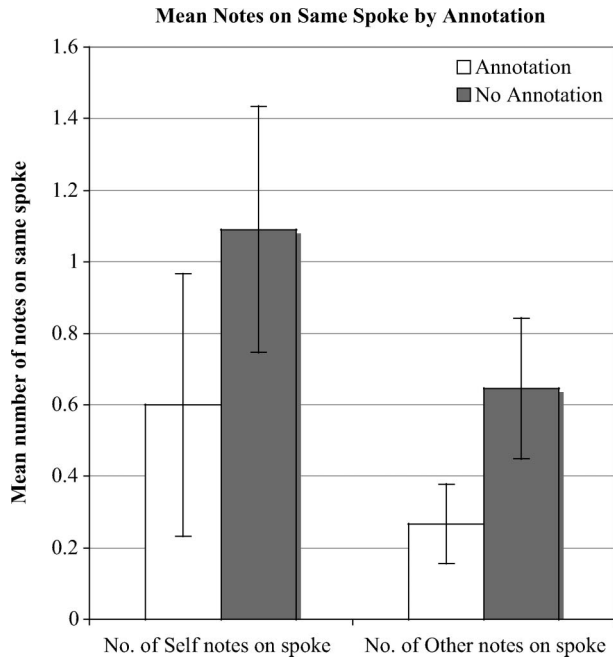


Figure 22. Number of notes on the same spoke.

Kellogg 2000) that could be developed through the graphical annotations. For example, there has been some evidence in this, and previous studies, of participants writing their names around the Daisy-phone (cf. Bryan-Kinns 2004a). This could contribute to an increased sense of accountability, which may contribute to the mutual engagement. Alternatively, the tagging of contributions could be an indicator of a person's pride in their contribution – an engagement with the product itself, which may in turn contribute to mutual engagement. However, this naming, or 'tagging' of contributions was not consistent across sessions, and was not significantly different when participants did or did not have ID.

In terms of collaborative interaction, participants with Annotation and ID were significantly less active (as indicated by note addition and deletion) than others, and produced jingles with significantly fewer notes. This indicates that increased contributions and activity does not mean increased mutual engagement, nor better products (in this case, music). This was not what we expected, but in our examination of the interaction, judging of quality of interaction and final product, and participant reports of preference, it is clear that increased contributions actually indicated boredom, or lack of engagement with the activity and other members of the group. Moreover, the fact that final jingles had significantly more notes when participants had No Annotation, and there was significantly more activity indicates that participants were simply contributing more but we suggest that the

Table 8. Number of notes already on same spoke.

Notes on same spoke	Standard deviation		Mean	
	Self	Other	Self	Other
Annotation	0.73	0.22	0.59	0.26
No Annotation	0.68	0.39	1.08	0.64

Table 9. Number of notes on same spoke by ID.

Notes on same spoke	Standard deviation		Mean	
	Self	Other	Self	Other
ID	0.83	0.29	0.90	0.39
No ID	0.58	0.31	0.78	0.51

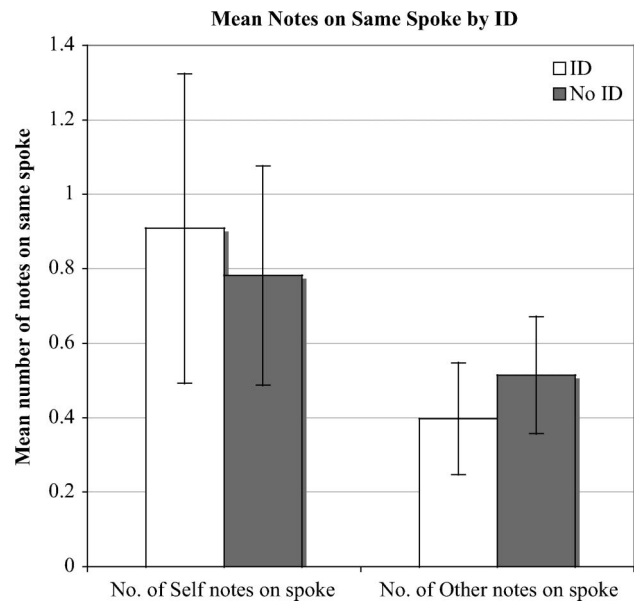


Figure 23. Number of notes on same spoke by ID.

interaction was *less focused*. So, in this study, *fewer contributions indicate more focused and mutually engaging interaction*. One possible explanation for this can be drawn from theories of *flow* (Csikszentmihalyi 1991) where rich and rewarding activities include periods of reflection, observation, and contemplation of contributions rather than mechanically and repeatedly making contributions. Such a theory may be used to suggest that there would be less time spent on contributing, and more on contemplation in mutually engaging interactions. Alternatively, theories of conversational interaction, and in particular the establishment of *common ground* in conversation (Clark 1996)

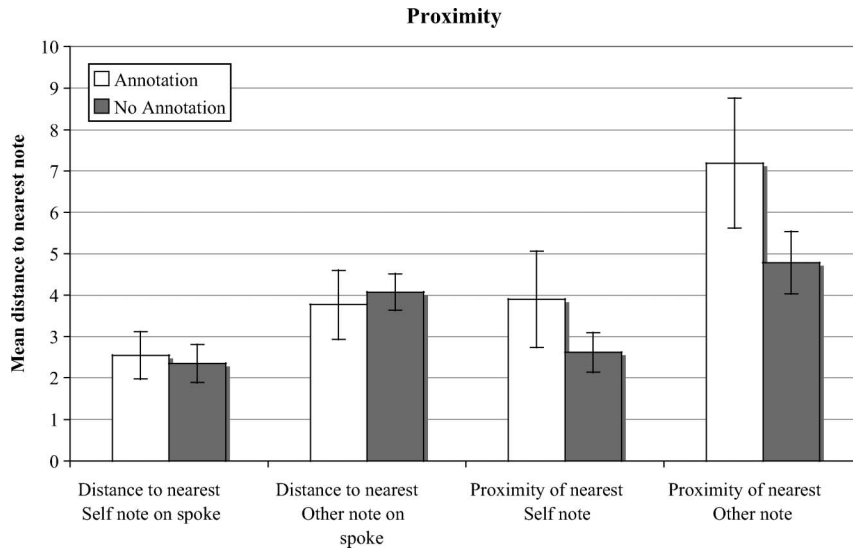


Figure 24. Distances to nearest notes.

Table 10. Distances to nearest notes.

	Standard deviation				Mean			
	Same spoke self	Same spoke other	Proximity self	Proximity other	Same spoke self	Same spoke other	Proximity self	Proximity other
Annotation	1.14	1.66	2.33	3.12	2.54	3.76	3.90	7.18
No Annotation	0.91	0.88	0.95	1.50	2.34	4.07	2.61	4.78

where conversational effort expended in order to establish mutual belief about situations, may help to explain our findings. We could, for example, consider the musical interaction as a conversation in which increased contributions indicated a difficulty in establishing a musical common ground between participants. Indeed, we could view the music making activity as rather ambiguous and therefore *tightly coupled* in which ‘the more common ground the participants have, the less interaction is required to understand the situation and what to do’ (Olson and Olson 2000). By implication, this explanation suggests that increased contributions indicate a lack of common ground between participants. This could provide an explanation for the increased sense of mutual engagement when there were fewer contributions. An alternative explanation may be that when participants have Annotation and ID, and so are more accountable for their actions, they are less likely to experiment with the product. However, the fact that participants with Annotation and ID were consistently judged to have produced higher quality products does not support this line of argument. Further research is needed to explore how these models and theories could be used to inform

design of systems intended to support mutual engagement.

The observation that participants deleted proportionally more of their own notes than others’ notes when they had Annotation indicates that they were not involved in as much mutual modification as those with No Annotation. However, given that there were significantly fewer tuneful jingles produced by participants with No Annotation this indicates again that whilst they may have been deleting more of other participants’ contributions, they were not actually engaged with the product at hand. Creating a coherent, tuneful jingle, is, in this case, a stronger indicator of mutual engagement than simply deleting other participants’ notes. There is a tension here between our dependent measures of mutual modification on the one hand, and ratings of preference, content, and attunement on the other. In this case, we conclude that *mutual modification does not imply mutual engagement*.

Participants with Annotation had significantly fewer notes on spokes they contributed to, and their contributions were placed further away from other notes than participants with No Annotation. Given the significantly higher number of notes in the final jingles

of participants with No Annotation, this difference is simply a result of there being more notes on the Daisyphone. Therefore, we conclude that such *measures of proximity are only applicable when there are similar numbers of contributions*. For example, there was a trend for participants to have more Self notes on spokes they contributed to when they had Annotation and ID as opposed to Annotation and No ID. In this comparison there were fewer notes contributed in the Annotation and ID condition, so here the larger number of Self notes on spokes contributed to indicates *more frequent focused interaction with their own notes when they had Annotation and ID*.

The results of this study help us understand what mutual engagement is and how we may identify mutually engaging interaction. For mutual engagement using Daisyphone we are looking for evidence of both of the following:

*Being engaged with the music being jointly produced.* Examining the final jingle and the contributions over time gives us an indication of the *musicality* of the interaction. The *questionnaires* also provide an indication of which condition participants felt most engaged with the music. Also, examining the topics of *annotations* provides an indication of engagement with the music when participants discuss its quality. A *decreased* amount of *activity* seems to indicate increased focus and engagement with the music in this study. However, whilst increased activity seemed to indicate lack of engagement as exemplified by non-musical jingles, determining when participants are contributing so little that they are no longer engaged is a topic for future research.

*Being engaged with each other.* *Questionnaires* provide an indication of which conditions participants felt engaged with each other – where others did not ignore their contributions, and they felt involved with the group. Logs of interaction can be analysed to identify points where participants compliment each others' contributions (*attunement*) which indicates mutual engagement. By implication, ratings of final compositions also gives an indication of how well participants engaged with each other. In this study, analysis of the interaction did not provide indicators of engagement with others – the *proximity* measures were essentially swamped by the varying numbers of contributions. Also, examining ratios of Self to Other *deletions* did not yield conclusive results – we would have expected people who were mutually modifying contributions to delete proportionally more Other notes than Self notes.

A key question with respect to this study is the applicability of the results. We believe that this study has shed light on which metrics are reliable for the task of collaborative music making of short loops. However, there are several features of music making which differentiate it from other creative collaborative activities which will impact the generalisability of our approach. The key difference is the temporal dimension of music. For a loop of music, the most important judgement of quality is whether it sounds *good* – musically coherent over its temporal length. As such, creating a coherent musical piece over the extent of the loop is a stronger indication of mutual engagement than spatial co-location or mutual modification. Specifically, for the piece to be coherent participants must understand and respond to each other's contributions over the full length of the piece, not simply co-locate their notes. Therefore, for musical tasks, we propose that identifying points of transformation and complementary contributions gives a stronger indication of mutual engagement than spatial co-location. For other, spatially oriented, domains such as brainstorming or collaborative sketching, this may not be the case. A key concern with focusing on identifying points of attunement is the analytic overhead of analysing each contribution to judge whether it is acknowledgement, mirroring, transformation or complementary.

We have demonstrated that the applicability of the CSCW design features of awareness and localised annotation in the new domain of group music interaction. Although the current study took place in a controlled environment, we would expect the results to be applicable to more creative improvisational interaction in naturalistic settings. For example, the design features and mutual engagement assessment tools proposed in this article would certainly be applicable to designing ad hoc exertion interfaces for interactive performances (cf. Sheridan and Bryan-Kinns 2008). They may also be applicable to co-located collaboration with multiple Daisyphones, or one shared interactive surface such as a tabletop.

We would also like to explore features of *disengagement* in creative activities, and what effect factors such as context, personality, social interaction, and so on have on collaboration.

Finally, it is worth mentioning that the findings and conclusions we presented here relate to design features for collaboration. We have not explicitly examined participants' engagement with Daisyphone itself. Although there was no significant difference between perceptions of the usability of the interface in different conditions (questionnaire: *frustrating* and *complex* interface), it should be noted that participants



(especially with Annotation) were able to create musical jingles in a short period of time. We kept the musical nature of the interface constant across conditions to prevent the interface itself becoming a confounding variable in the study.

## 8. Conclusions

In this article, we defined mutual engagement and provided a series of measures which could be used to identify mutually engaging interaction. We exemplified the effect CSCW user interface design features had on participants' mutual engagement and showed that providing shared annotation mechanisms and awareness of identity increases mutual engagement. Importantly, in this study we identified that mutually engaging collaborations involve less activity, but more focused interaction. For group music making itself we propose that mutual modification is not as strong an indicator of mutual engagement as coherence and musicality of the final product. These results provide us with new insights into the design of more engaging collaborative systems. The general finding that less interaction may be more engaging will provide a different slant on collaborative system design. The finding that simply editing each other's contributions does not indicate engagement will help us to find better measures of engagement. We see the work as contributing directly to the CSCW and NIME fields of research, with a playful, yet powerful contribution to make to interaction design in general.

Future work will investigate at which point participants disengage from a collaboration through reduced interaction, and seek to generalise the results to other domains where the temporal dimension of music is not as important. We will also investigate the additional factors that may contribute to mutual engagement such as social context, prior experience and group dynamics.

## Acknowledgements

The authors thank the students and facilitators involved in this study. This work was supported by EPSRC grant Engaging Collaborations (GR/S81414/01). They also thank the reviewers for their useful critique of the content of this article.

## References

- Applegate, L., Konsynski, B.R., and Nunamaker, J.F., 1986. A group decision support system for idea generation and issue analysis in organization planning. In: *Proceedings of the 1986 ACM conference on computer-supported cooperative work*. Austin, TX: ACM, 16–34.
- Barbosa, A., 2003. Displaced soundscapes: a survey of network systems for music and sonic art creation. *Leonardo Music Journal*, 13, 53–59.
- Benford, S., et al., 1995. User embodiment in collaborative virtual environments. In: *Proceedings of CHI 1995*. Denver, CO, 242–249.
- Blaine, T. and Perkis, T., 2000. The jam-o-drum interactive music system: a study in interaction design. In: J. Karat and J. Thackara, eds. *Proceedings of DIS 2000*. Brooklyn, New York. New York, USA: ACM, 165–173.
- Blaine, T. and Fels, S., 2003. Contexts of collaborative musical experiences. In: F. Thibault, ed. *Proceedings of the 2003 conference on new interfaces for musical expression (NIME-03)*, Montreal, Canada. Montreal, Québec, Canada: Faculty of Music, McGill University, 129–134.
- Blum, S., 1998. Recognizing improvisation. In: B. Nettle, ed. *In the courses of performance: studies in the world of musical improvisation*. The University of Chicago Press, 27–45.
- Blythe, M.A., et al., 2003. *Funology from usability to enjoyment*. London, UK: Kluwer Academic Publishers.
- Bowers, J., 2002. *Improvising machines*. Thesis (M.S.). Masters in Music by Research, University of East Anglia, Norwich, UK.
- Bryan-Kinns, N., 2004a. Daisysphone: the design and impact of a novel environment for remote group music improvisation. In: *Proceedings of DIS 2004*, Boston, USA: ACM, Montreal, 135–144.
- Bryan-Kinns, N., 2004b. Mobile group music improvisation. In: *Proceedings of Engagability and Design 2004*, Birmingham, UK: User-Lab.
- Bryan-Kinns, N. and Healey, P.G.T., 2006. Decay in collaborative music making. In: *Proceedings of NIME 2006*, Paris, France: IRCAM, 114–117.
- Bryan-Kinns, N. and Healey, P.G.T., 2007a. Exploring mutual engagement in creative collaborations. In: *Proceedings of Creativity and Cognition 2007*, Washington, USA: ACM, 223–232.
- Bryan-Kinns, N., et al., 2007b. Cues to mutual knowledge. In: *Proceedings of ECSCW 07*, 2007, Limerick: Springer.
- Burk, P., 2000. Jammin' on the web – a new client/server architecture for multi-user musical performance. In: *Proceedings of International Computer Music Conference (ICMC 2000)*, Berlin, Germany: The International Computer Music Association, 117–120.
- Churchill, E.F., et al., 2000. Anchored conversations. chatting in the context of a document. In: *Proceedings of CHI 2000*. Montreal: ACM Press. Montreal, 454–461.
- Clark, H.H., 1996. *Using language*. UK: Cambridge University Press.
- Clark, H.H. and Brennan, S.E., 1991. Grounding in communication. In: L.B. Resnick, J. Levine, and S.D. Behrend, eds. *Perspectives on socially shared cognition*. Washington, DC: American Psychological Association, 127–149.
- Costa, P., Duarte, P., and Costa, C.J., 2007. WebStorm: mixing brainstorming with art in the web. In: *Proceedings of SIGDOC'07*. El Paso, TX: ACM, 170–175.
- Crabtree, A., et al., 2007. The cooperative work of gaming: orchestrating a mobile SMS game. *Computer Supported Cooperative Work*, 16, 167–198.
- Csikszentmihalyi, M., 1991. *Flow: the psychology of optimal experience*. New York: Harper Collins.
- De Lucia, A., et al., 2008. SLMeeting: supporting collaborative work in Second Life. In: *Proceedings of the working conference on advanced visual interfaces AVI '08*. Napoli, Italy, ACM, 301–304.

- Desmet, P., 2003. Measuring emotion: development and application of an instrument to measure emotional responses to products. In: M.A. Blythe, A.F. Monk, K. Overbeeke, and P.C. Wright, eds. *Funology from usability to enjoyment*. London, UK: Kluwer Academic Publishers.
- Dobrian, C. and Koppelman, D., 2006. The 'E' in NIME: musical expression with new computer interfaces. In: *Proceedings of new interfaces for musical expression (NIME)*. Paris, France: IRCAM, Centre Pompidou, 277–282.
- Douglas, Y. and Hargadon, A., 2000. The pleasure principle: immersion, engagement, flow. In: *Proceedings of hyper-text 2000*. New York, USA: ACM, 153–160.
- Dourish, P. and Bellotti, V., 1992. Awareness and coordination in shared workspaces. In: *Proceedings of ACM conference on computer-supported cooperative work (CSCW'92)*. Toronto: ACM, 107–114.
- Erikson, T. and Kellogg, W.A., 2000. Social translucence: an approach to designing systems that support social processes. *ACM Transactions on Computer-Human Interaction (TOCHI)*, 7, 59–83.
- Fels, S., 2004. Designing for intimacy: creating new interfaces for musical expression. *Proceedings of the IEEE*, 92, 672–685.
- Fels, S. and Vogt, F., 2002. Tooka: explorations of two person instruments. In: *Proceedings of the 2002 Conference on New Instruments for Musical Expression (NIME-02)*, Dublin, Ireland, 116–121.
- Fischer, G., 2000. Symmetry of ignorance, social creativity, and meta-design. *Knowledge-Based Systems*, 13 (7–8), 527–537.
- Gutwin, C. and Greenberg, S., 2002. A descriptive framework of workspace awareness for real-time groupware. *Computer Supported Cooperative Work*, 11, 411–446.
- Hilliges, O., et al., 2007. Designing for collaborative creative problem solving. In: *Proceedings of Creativity and Cognition 2007*. Washington, DC: ACM, 137–146.
- Hymes, C.M. and Olson, G.M., 1992. Unblocking brainstorming through the use of a simple group editor. In: *Proceedings of the 1992 ACM conference on computer-supported cooperative work CSCW '92*, Toronto: ACM, 99–106.
- Ijsselstein, W., et al., 2003. The unbearable lightness of being there: contrasting approaches to presence engineering. In: *Proceedings of SPIE*. 5150 Lugano, Switzerland, 61–68.
- Jordá, S., 2002. Improvising with computers: a personal survey (1989–2001). *Journal of New Music Research*, 31 No. 1, 1–10.
- Jordá, S., 2005. Multi-user instruments: models, examples and promises. In: *Proceedings of the 2005 international conference on new interfaces for musical expression (NIME05)*, Vancouver: University of British Columbia, 23–26.
- Johnson, H. and Hyde, J., 2003. Towards modeling individual and collaborative construction of jigsaws using task knowledge structures (TKS). *ACM Transactions on CHI*, 10, 339–387.
- Marks, P., 2003. Will jamming be the new texting? *New Scientist*, 180 (2418), 25.
- Miell, D. and MacDonald, R., 2000. Children's creative collaborations: the importance of friendship when working together on a musical composition. *Social Development*, 36, 348–369.
- O'Hara, K., et al., 2007. Collecting and sharing location-based content on mobile phones in a zoo visitor experience. *Computer Supported Cooperative Work*, 16, 11–44.
- Olson, G.M. and Olson, J.S., 2000. Distance matters. *Human-Computer Interaction*, 15 (2), 139–178.
- Olson, J.S., et al., 1993. Groupwork close up: a comparison of the group design process with and without a simple group editor. *ACM Transactions on Information Systems*, 11 (4), 321–348.
- Pinelle, D., et al., 2008. The effects of co-present embodiments on awareness and collaboration in tabletop groupware. In: *Proceedings of Graphics Interface Conference 2008*, Windsor, Ontario, Canada. CHCCS/SCDHM & ACM, 1–8.
- Poupyrev, I., et al., 2001. New interfaces for musical expression. In: M.M. Tremaine, ed. *CHI '01 extended abstracts on Human factors in computing systems*, Seattle, USA. New York, USA: ACM, 491–492.
- Robertson, T., 1997. Cooperative work and lived cognition: a taxonomy of embodied actions. In: *Proceedings of ECSCW*, 205–220.
- Sall, A. and Grinter, R.E., 2007. Let's get physical! In, out and around the gaming circle of physical gaming at home. *Computer Supported Cooperative Work*, 16, 199–229.
- Sawyer, K., 2003. *Group creativity: music, theatre, collaboration*. NJ, USA: Lawrence Erlbaum Associates (LEA).
- Schiano, D.J., Elliott, A., and Bellotti, V., 2007. A look at Tokyo youth at leisure: towards the design of new media to support leisure outings. *Computer Supported Cooperative Work*, 16, 45–73.
- Sheridan, J.G. and Bryan-Kinns, N., 2008. Designing for performative tangible interaction. *International Journal of Arts and Technology. Special Issue on Tangible and Embedded Interaction*, 1 (3/4), 288–308.
- Stowell, D., et al., 2009. Evaluation of live human-computer music-making: quantitative and qualitative approaches. *International Journal of Human-Computer Studies*, 67, 960–975.
- The Technology Strategy Board, 2009. *Creative Industries Technology Strategy 2009–2012*. Innovate UK, HM Government, London.
- Terrenghi, L., Fritsche, T., and Butz, A., 2006. The EnLighTable: design of affordances to support collaborative creativity. In: *Proceedings of Smart Graphics 2006, Lecture Notes in Computer Science*, Vol. 4073. Heidelberg: Springer Berlin, 206–217.
- Titon, J.T., 1996. *World of music*. New York, USA: Schirmer Books.
- Tufnell, M. and Crickmay, C., 1990. *Body space image*, 1st ed. London, UK: Dance Books.
- Wanderley, M.M. and Orio, N., 2002. Evaluation of input devices for musical expression: borrowing tools from HCI. *Computer Music Journal*, 26 (3), 62–76.
- Weinberg, G. and Gan, S.-L., 2001. The squeezables: toward an expressive and interdependent multi-player musical instrument. *Computer Music Journal*, 25 (2), 37–45.
- Wenger, E., 1998. *Communities of practice*. Cambridge, UK: Cambridge University Press.